



☐☐ ☐☐

☐☐	☐☐☐☐☐☐☐☐6☐☐snapback☐☐☐
☐☐	☐☐☐☐/☐☐☐☐☐
☐☐	☐☐☐☐/☐☐☐☐☐
☐☐	Paypal /☐☐☐☐☐/ T / T☐
☐☐☐☐	3-5☐☐☐☐☐
MOQ	50☐
☐☐	☐☐☐☐☐☐
☐☐	☐☐☐☐☐☐
☐☐	☐☐☐☐☐
☐☐	☐☐☐☐☐/☐☐☐☐☐☐/☐☐☐☐☐☐☐











Create your own Custom Snapbacks and more at Aung Crown.

## 2. CHOOSE THE STRUCTURE

The structure of the hat will determine the flexibility and shape profile of the hat. Choose between the standard structured hat and the unstructured hat.




**STRUCTURED**  
With buckram stick to the front panel to make the shape strong and stable.

**UNSTRUCTURED**  
More relax look with soft fabric, no buckram but casual style.


## 3. CHOOSE VISOR SHAPE

Choose between a round or squared bill shape. Then select a curved bill or a flat bill structure. If you want to come up with your own modified visor shape, we can make that Happen.



## 6. VARIOUS LOGO OPTIONS

Customize your hat with your branding or artwork. Choose from any of the following branding options and get creative with your design.



## 4. PICK THE FABRICS/ MATERIALS

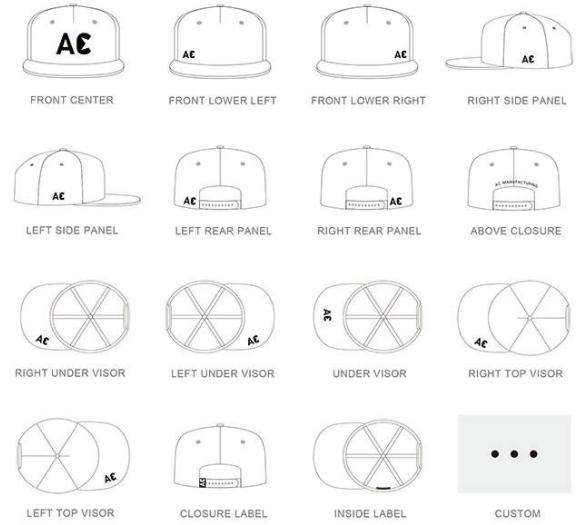
Our custom hats can be made from many different fabrics or blends. Select the materials that best fit your style and design.



## 5. PICK YOUR COLORS

Pick the color(s) for the the crown and the visor. We will match it closely to our swatch library or discuss your options for dyeing fabric.

## WHAT IS YOUR DESIRED LABEL LOCATION?



If you want to know more or have any questions feel free to contact us

MOQ 50pcs

A

logo

5-7 15-20